

OJ Thermostat Range

ETR2

THERMOSTATS FOR SNOW MELTING

Ice and snow melting for small applications

The ETR2 gives an economical control of ice-and snow melting for all smaller applications. With focus on power consumption and easy installation, the ETR2 keeps gutters and small ground areas free of ice and snow.

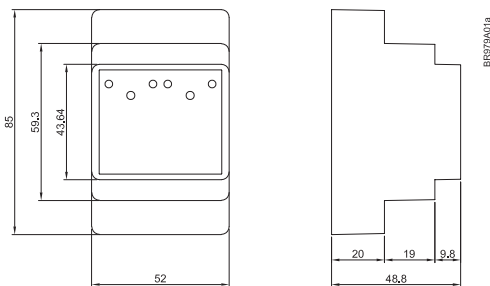
- Economical control of ice and snow melting in the outdoor area and gutters
- Detection of temperature and moisture
- Electronic on/off control up to 3,600W
- For roof or gutter applications
- Easy to install
- Adjustable moisture sensitivity
- Possibility to activate forced heat

PRODUCT PROGRAM

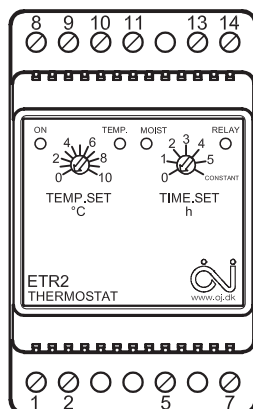
TYPE	PRODUCT
ETR2-1550	Thermostat with 16A potential-free output relay
ACCESSORIES	
ETOG-55	Ground sensor for detection of temperature and moisture, 10 m cable
ETOR-55	Gutter sensor for detection of moisture, 10 m cable
ETF-744/99	Outdoor sensor for detection of temperature

WE CANNOT CHANGE THE WEATHER - BUT WE DO CONTROL THE CONSEQUENCES

OJ has developed the ETR2 controller for ice and snow melting in gutters or small ground areas. Using readings from temperature and moisture sensors, the controller ensures economical control of power consumptions when keeping outdoor areas or roofs free of ice and snow. The moisture sensor is installed in the surface of the outdoor area or placed in the gutter. As soon as moisture is detected, the ETR2 controller activates the snow melting system. Once the sensor has dried out, the thermostat immediately goes in afterrun and the system will continue to provide heat for a chosen time.

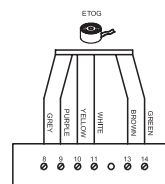


Dimensions (mm)

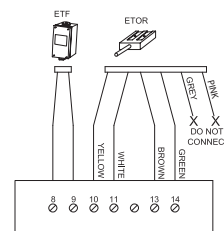


Connection

BR-0978-A10c
 © 2010 OJ Electronics A/S



Connection
 ETOG



BR-0978-A08c
 © 2010 OJ Electronics A/S

Connection
 ETF, ETOR

THERMOSTAT FUNCTIONS

For Gutters - ETR2-4550, ETOR-55 and ETF-744/99:

The sensor type ETOR is designed for mounting in gutters and down pipes etc. ETOR detects moisture, while ETF detects temperature. The snow melting system will be energized only when the outdoor temperature is below the selected setting and snow or ice occurs on the ETOR.

For Outdoor areas - ETR2-4550 and ETOG-55 is used:

The sensor type ETOG is designed for embedding into the surface of the outdoor area. ETOG detects ground temperature and moisture. The air sensor type ETF-744/99 can be used for measuring rapidly temperature decreases. The snow melting system will be energized only when the outdoor temperature is below the selected setting and snow or ice occurs on the ETOG.

Easy startup:

Adjust the temperature and the afterrun time. The thermostat is now working when the outdoor temperature is below the set temperature.

SENSORS

Ground sensor type ETOG:

Designed for embedding into the surface of the outdoor area. Detects temperature and moisture. Up to two sensors type ETOG can be installed.

Gutter sensor type ETOR:

Designed for mounting in gutters and down pipes etc. Detects moisture only. Is mounted in combination with outdoor sensor ETF. Up to two sensors type ETOR can be installed.

Outdoor sensor type ETF:

Detects temperature. Is used in combination with gutter sensor ETOR, but can also be used separately only for temperature detection.

The outdoor sensor can also be used together with the ETOG sensor for outdoor areas. The outdoor sensor detects rapidly decrease in air temperatures avoiding icy areas.

MOUNTING

Mounting of thermostat ETR2:

DIN-rail mounting in switchboard.

Mounting of ground sensor ETOG:

Is mounted where the worst snow and ice problems normally occur. The sensor is mounted on a hard foundation, in a concrete base, with the top of the sensor flush with the surface. Where an asphalt surface is used, it should be placed in a concrete recess. The sensor cable must be mounted in accordance with local regulation, the use of conduit is suggested.

Mounting of gutter sensor ETOR:

Is mounted in the gutter or down pipe on the sunny side of the building. The contact point of the sensor must be placed in the direction of flow of the melting water. Where necessary, it is possible to connect two sensors in parallel.

Mounting of outdoor sensor ETF:

Is mounted under the roof eaves on the north side of the building.

TECHNICAL DATA

Supply voltage:	230V ±10, 50/60 Hz
Output relay:	16A potential-free 3600W
On / off differential	0,4°C
Setting of temperature	0-10°C
Setting of afterruntime	0-5 hours
LEDS indicates:	Green - Power on Red - moist - moisture is detected Red - temp - Outdoor temperature is below setpoint Red - relay - Output is on
Power consumption	3VA
Ambient temperature	0 / +50 °C
Housing	IP20